
































Tucson Davis Monthan, AZ

Davis-Monthan Air Force Base













© 11:48 AM MST on October 17, 2017 (GMT -0700)

 Today  Forecast

Weather History for KDMA - October, 2017

Sunday	Monday	Tuesday	Wednesday	Thursday	Friday	Saturday
1  Actual: 95° 62° 0.00 in Average: 90° 63° 0.11 in	2  Actual: 93° 61° 0.00 in Average: 90° 62° 0.11 in	3  Actual: 95° 60° 0.00 in Average: 87° 63° 0.06 in	4  Actual: 100° 66° 0.00 in Average: 87° 61° 0.04 in	5  Actual: 98° 71° 0.00 in Average: 88° 61° 0.04 in	6  Actual: 93° 61° 0.00 in Average: 89° 60° 0.07 in	7  Actual: 93° 55° 0.00 in Average: 88° 61° 0.04 in
8  Actual: 91° 55° 0.00 in Average: 86° 59° 0.00 in	9  Actual: 85° 59° 0.00 in Average: 87° 58° 0.01 in	10  Actual: 87° 59° 0.00 in Average: 87° 59° 0.02 in	11  Actual: 95° 69° 0.00 in Average: 85° 57° 0.05 in	12  Actual: 93° 64° 0.00 in Average: 84° 56° 0.00 in	13  Actual: 93° 64° 0.00 in Average: 86° 57° 0.00 in	14  Actual: 92° 64° 0.00 in Average: 85° 57° 0.02 in
15  Actual: 95° 61° 0.00 in Average: 84° 55° 0.00 in	16  Actual: 93° 69° 0.00 in Average: 83° 56° 0.03 in	17  Forecast: 96° 65° 0.0 in Average: 83° 56° 0.04 in	18  Forecast: 95° 64° 0.0 in Average: 84° 55° 0.03 in	19  Forecast: 95° 64° 0.0 in Average: 83° 55° 0.09 in	20  Forecast: 92° 61° 0.0 in Average: 81° 55° 0.04 in	21  Forecast: 87° 58° 0.0 in Average: 79° 54° 0.09 in
22  Forecast: 92° 60° 0.0 in Average: 79° 54° 0.06 in	23  Forecast: 95° 62° 0.0 in Average: 80° 53° 0.00 in	24  Forecast: 94° 63° 0.0 in Average: 81° 53° 0.00 in	25  Forecast: 92° 61° 0.0 in Average: 81° 52° 0.00 in	26  Forecast: 91° 60° 0.0 in Average: 80° 52° 0.00 in	27  Record: 95° 35° 0.50 in Average: 78° 51° 0.03 in	28  Record: 92° 38° 0.48 in Average: 79° 51° 0.00 in
29  Record: 92° 34° 0.96 in Average: 78° 50° 0.03 in	30  Record: 95° 26° 1.47 in Average: 76° 49° 0.01 in	31  Record: 89° 35° 0.43 in Average: 76° 49° 0.01 in				

Calendar Legend

-  Sunny Clear
-  Mostly Cloudy
-  Partly Cloudy
-  Cloudy
-  Rain
-  Snow
-  Hail Flurries
-  Thunderstorms
-  Hazy Fog
-  Sleet
-  '?' denotes chance of
-  Unknown