
































# Tucson Davis Monthan, AZ

Davis-Monthan Air Force Base

© 3:13 PM MST on May 17, 2017 (GMT -0700)

 Today  Forecast

Weather History for KDMA - May, 2017  
May Record High: 107° | 47° | 0.11 in | Average Monthly Date: 0.11 in | Average Monthly Total: 0.11 in

Sunday	Monday	Tuesday	Wednesday	Thursday	Friday	Saturday
	<b>1</b>  Actual: 86°   51° 0.00 in Average: 84°   55° 0.01 in	<b>2</b>  Actual: 90°   56° 0.00 in Average: 85°   55° 0.00 in	<b>3</b>  Actual: 93°   59° 0.00 in Average: 87°   55° 0.00 in	<b>4</b>  Actual: 97°   61° 0.00 in Average: 86°   56° 0.00 in	<b>5</b>  Actual: 100°   65° 0.00 in Average: 85°   55° 0.01 in	<b>6</b>  Actual: 93°   67° 0.01 in Average: 85°   54° 0.01 in
<b>7</b>  Actual: 78°   59° 0.00 in Average: 87°   55° 0.00 in	<b>8</b>  Actual: 75°   53° 0.02 in Average: 88°   56° 0.00 in	<b>9</b>  Actual: 64°   50° 0.03 in Average: 88°   57° 0.00 in	<b>10</b>  Actual: 72°   47° 0.00 in Average: 88°   57° 0.00 in	<b>11</b>  Actual: 84°   50° 0.00 in Average: 88°   57° 0.00 in	<b>12</b>  Actual: 95°   61° 0.00 in Average: 88°   57° 0.00 in	<b>13</b>  Actual: 95°   64° 0.00 in Average: 89°   57° 0.00 in
<b>14</b>  Actual: 89°   62° 0.00 in Average: 90°   58° 0.00 in	<b>15</b>  Actual: 84°   58° 0.00 in Average: 90°   59° 0.01 in	<b>16</b>  Actual: 73°   55° 0.00 in Average: 90°   60° 0.00 in	<b>17</b>  Forecast: 85°   58° 0.0 in Average: 90°   60° 0.00 in	<b>18</b>  Forecast: 83°   54° 0.0 in Average: 91°   59° 0.00 in	<b>19</b>  Forecast: 84°   55° 0.0 in Average: 91°   60° 0.01 in	<b>20</b>  Forecast: 92°   60° 0.0 in Average: 90°   61° 0.02 in
<b>21</b>  Forecast: 97°   64° 0.0 in Average: 91°   59° 0.00 in	<b>22</b>  Forecast: 97°   65° 0.0 in Average: 92°   59° 0.00 in	<b>23</b>  Forecast: 96°   66° 0.0 in Average: 93°   60° 0.01 in	<b>24</b>  Forecast: 97°   65° 0.0 in Average: 92°   61° 0.01 in	<b>25</b>  Forecast: 95°   64° 0.0 in Average: 93°   60° 0.00 in	<b>26</b>  Forecast: 94°   64° 0.0 in Average: 94°   61° 0.01 in	<b>27</b>  Record: 107°   50° 0.06 in Average: 94°   62° 0.00 in
<b>28</b>  Record: 107°   47° 0.11 in Average: 94°   62° 0.00 in	<b>29</b>  Record: 106°   49° 0.53 in Average: 93°   62° 0.00 in	<b>30</b>  Record: 105°   50° 0.44 in Average: 93°   62° 0.01 in	<b>31</b>  Record: 105°   49° 0.00 in Average: 94°   62° 0.00 in			

Calendar Legend



Sunny  
Clear



Mostly Cloudy



Partly Cloudy



Cloudy



Rain



Snow



Hail Flurries



Thunderstorms



Hazy  
Fog



Sleet



'?' denotes  
'chance of'



Unknown