
































# Tucson Davis Monthan, AZ 🏠

Davis-Monthan Air Force Base













© 7:43 AM MST on August 18, 2017 (GMT -0700)

☐ Today    ☐ Forecast

## Weather History for KDMA - August, 2017

Sunday	Monday	Tuesday	Wednesday	Thursday	Friday	Saturday
		<b>1</b>  Actual: 97°   76° 0.00 in Average: 99°   73° 0.08 in	<b>2</b>  Actual: 91°   75° 0.00 in Average: 98°   73° 0.08 in	<b>3</b>  Actual: 98°   75° 0.00 in Average: 98°   73° 0.09 in	<b>4</b>  Actual: 99°   73° 0.00 in Average: 98°   73° 0.02 in	<b>5</b>  Actual: 99°   74° 0.00 in Average: 98°   73° 0.04 in
<b>6</b>  Actual: 100°   74° 0.00 in Average: 97°   74° 0.06 in	<b>7</b>  Actual: 101°   70° 0.00 in Average: 98°   73° 0.07 in	<b>8</b>  Actual: 105°   70° 0.00 in Average: 98°   73° 0.11 in	<b>9</b>  Actual: 107°   76° 0.00 in Average: 97°   72° 0.14 in	<b>10</b>  Actual: 100°   75° 0.18 in Average: 96°   72° 0.08 in	<b>11</b>  Actual: 103°   71° 0.00 in Average: 95°   72° 0.10 in	<b>12</b>  Actual: 101°   79° 0.00 in Average: 95°   72° 0.12 in
<b>13</b>  Actual: 94°   67° 2.04 in Average: 96°   71° 0.16 in	<b>14</b>  Actual: 97°   74° 0.01 in Average: 96°   71° 0.08 in	<b>15</b>  Actual: 96°   75° 0.00 in Average: 96°   71° 0.02 in	<b>16</b>  Actual: 99°   66° 0.00 in Average: 97°   71° 0.04 in	<b>17</b>  Actual: 100°   67° 0.00 in Average: 96°   71° 0.06 in	<b>18</b>  Forecast: 102°   71° 0.0 in Average: 95°   71° 0.05 in	<b>19</b>  Forecast: 98°   72° 0.0 in Average: 96°   72° 0.05 in
<b>20</b>  Forecast: 98°   73° 0.0 in Average: 95°   72° 0.05 in	<b>21</b>  Forecast: 97°   73° 0.0 in Average: 96°   71° 0.03 in	<b>22</b>  Forecast: 97°   73° 0.0 in Average: 97°   71° 0.05 in	<b>23</b>  Forecast: 99°   73° 0.0 in Average: 96°   71° 0.17 in	<b>24</b>  Forecast: 99°   73° 0.0 in Average: 95°   70° 0.14 in	<b>25</b>  Forecast: 101°   75° 0.0 in Average: 96°   70° 0.04 in	<b>26</b>  Forecast: 101°   75° 0.0 in Average: 96°   71° 0.00 in
<b>27</b>  Forecast: 102°   75° 0.0 in Average: 96°   71° 0.03 in	<b>28</b>  Record: 107°   63° 0.81 in Average: 96°   71° 0.05 in	<b>29</b>  Record: 107°   61° 0.37 in Average: 96°   72° 0.04 in	<b>30</b>  Record: 106°   63° 1.10 in Average: 97°   71° 0.08 in	<b>31</b>  Record: 108°   63° 1.66 in Average: 96°   71° 0.03 in		

### Calendar Legend

-  Sunny Clear
-  Mostly Cloudy
-  Partly Cloudy
-  Cloudy
-  Rain
-  Snow
-  Hail Flurries
-  Thunderstorms
-  Hazy Fog
-  Sleet
-  '?' denotes 'chance of'
-  Unknown